


CATALOGUE | 2016



gauss

A collection of jewelry including necklaces, bracelets, and earrings with various gemstones and ribbons. The items are displayed against a dark background, highlighting their intricate designs and sparkling stones. The jewelry features a mix of materials, including what appears to be silver or white metal, and various gemstones like clear crystals and blue stones. Ribbons in white and black are used as decorative elements in several pieces.

gauss

CONTENT

MAIN FEATURES GAUSS

CAPSULE LAMPS

| | |
|-------|----|
| G4 2W | 10 |
| G9 3W | 11 |

SPOT LAMPS

| | |
|---------------|----|
| Spot 4W frost | 12 |
| Spot 5W frost | 13 |

DECORATIVE CANDLES

| | |
|----------------------------------|----|
| Candles 4W clear filament | 14 |
| Candles tailed 4W clear filament | 15 |
| Candles 4W frost | 16 |
| Candles 6W frost | 18 |

DECORATIVE GLOBES

| | |
|--------------------------|----|
| Globes 4W clear filament | 20 |
| Globes 4W frost | 22 |
| Globes 6W frost | 24 |

DIMMABLE LAMPS

| | |
|-------------------------|----|
| Candles tailed 5W Clear | 26 |
| Globes 5W clear | 27 |

GLS LAMPS

| | |
|-----------|----|
| 6W frost | 28 |
| 10W frost | 29 |
| 12W frost | 30 |

FLOODLIGHTS

| | |
|--------------------|----|
| 10W, 20W, 30W, 50W | 31 |
|--------------------|----|

POS

| | |
|---------------|----|
| POS materials | 33 |
|---------------|----|

VARTON MANUFACTORY

INDUSTRIAL LIGHTING

| | |
|-----------------------------------|----|
| LED luminaire STRONG IP65 36W 54W | 36 |
|-----------------------------------|----|



INDICE

CARATTERISTICHE PRINCIPALI GAUSS

LAMPADE A CAPSULA

| | |
|-------|----|
| G4 2W | 10 |
| G9 3W | 11 |

FARETTI SPOT

| | |
|-----------------|----|
| GU5.3 5W bianco | 12 |
| GU10 5W bianco | 13 |

OLIVE DECORATIVE

| | |
|--------------------------------------|----|
| Oliva 4W a filamento chiara | 14 |
| Colpo di vento 4W a filamento chiaro | 15 |
| Oliva 4W opale | 16 |
| Oliva 6W opale | 18 |

GLOBI DECORATIVI

| | |
|-----------------------------|----|
| Globo 4W a filamento chiaro | 20 |
| Globo 4W opale | 22 |
| Globo 6W opale | 24 |

LAMPADE DIMMERABILI

| | |
|--------------------------|----|
| Colpo di vento 5W chiaro | 26 |
| Globo 5W chiaro | 27 |

GOCCIE

| | |
|-----------|----|
| 6W opale | 28 |
| 10W opale | 29 |
| 12W opale | 30 |

PROIETTORI

| | |
|--------------------|----|
| 10W, 20W, 30W, 50W | 31 |
|--------------------|----|

POS

| | |
|-------------------------|----|
| Materiale punto vendita | 33 |
|-------------------------|----|

VARTON PRODUZIONE

ILLUMINAZIONE INDUSTRIALE

| | |
|--------------------------------|----|
| LED Stagna STRONG IP65 36W 54W | 36 |
|--------------------------------|----|




GAUSS LED PRODUCTS

MAIN FEATURES



INSTANT START

Gauss LEDs reach maximum brightness from the first second.



WIDE BEAM ANGLE

Every *gauss* LED lamp have extremely wide beam angle to provide homogenous light distribution.



HIGH COLOR RENDERING INDEX (CRI)

The CRI of *gauss* LED products is optimal ($Ra > 80$) and reflects illuminated objects naturally.



LONG LIFESPAN

Gauss LED lamps lifetime is 35 times longer than conventional lamps.




COLOR TEMPERATURE

Efficient generation of warm white light starting at 2700K made for today's homes and families.



ENERGY SAVING UP TO 15 TIMES

LED lamps do not have energy loss on powering on and operating time of lamp while reducing energy costs.




PERFECT REPLACEMENT

Gauss LED lamps visually same as incandescent lamps and thanks to various design solutions are suitable for using in chandeliers and other decorative fixtures.



LOW TEMPERATURE HEATING LAMP

Prevents fading and burning out of lamp shades and decorative items of fixtures.



ECO-FRIENDLY

Gauss LED lamps are made from ecologically pure materials that do not contain mercury, lead, free of toxic substances and does not require special disposal procedures.



GAUSS QUALITY

All *gauss* products are subject to 3-year guarantee period.



ECONOMY

15 lamps at home
35 000 hours
12W
1000 Lm

LED LAMP

Cost of purchase:

€ 10,75 – 1 lamp

€ 10,75 × 15 lamps = € 161,25

KW consumption:

12W × 15 lamps × 35 000 hours = 6 300 kW·h

Electricity bill:

Cost of 1 kW·h = € 0,25

€ 0,25 × 6 300 kW·h = € 1575

TOTAL: € 1575 + € 161,25 = € 1736,25



8 895 EURO SAVED



15 lamps at home
1000 hours
75W
980 Lm

INCANDESCENT LAMP

Cost of purchase:

€ 1,5 – 1 lamp

€ 1,5 × 15 lamps × 35 times = € 787,5

KW consumption:

75W × 15 lamps × 35 000 hours = 39 375 kW·h

Electricity bill:

Cost of 1 kW·h = € 0.25

€ 0,25 × 39 375 kW·h = € 9 843,75

TOTAL: € 9 843,75 + € 787,5 = € 10 631,25


PRODOTTI A LED GAUSS

CARATTERISTICHE PRINCIPALI



AVVIO IMMEDIATO

I LED *gauss* raggiungono la massima luminosità sin dal primo secondo.



AMPIO FASCIO LUMINOSO

Tutte le lampade a LED *gauss* hanno un fascio luminoso estremamente ampio per garantire una distribuzione omogenea della luce.



INDICE DI RESA CROMATICA ELEVATO

L'IRC dei prodotti a LED *gauss* è ottimale ($R_a > 80$) e riflette gli oggetti illuminati in modo naturale.



LUNGA DURATA

Le lampade a LED *gauss* durano 35 volte di più rispetto alle lampade tradizionali.




TEMPERATURA DI COLORE

La generazione delle lampade efficienti ha la luce bianca calda che parte da 2700K ed è progettata per le case e le famiglie moderne.



RISPARMIO ENERGETICO FINO A 15 VOLTE

Nessun spreco di elettricità all'accensione e allo spegnimento con conseguente risparmio sui costi dell'energia elettrica.




SOSTITUZIONE PERFETTA

Le lampade a LED *gauss* sono esteticamente uguali alle lampade ad incandescenza. Grazie alla vasta scelta delle forme sono adatte per l'utilizzo in lampadari e altri apparecchi decorativi.



BASSA TEMPERATURA DI FUNZIONAMENTO

Previene lo sbiadimento e la bruciatura delle abat-jour e degli elementi di illuminazione decorativa.



SICUREZZA AMBIENTALE

Le lampade a LED *gauss* sono realizzate con materiali ecocompatibili che non contengono mercurio, piombo, prive di sostanze tossiche e non richiedono apposite procedure di smaltimento.



GAUSS QUALITA'

Tutti i prodotti *gauss* hanno 3 anni di garanzia.



RISPARMIO

15 lampade a casa
35 000 ore
12W
1000 Lm

LAMPADA A LED

Costo acquisto:

€ 10,75 - 1 lampada

€ 10,75 × 15 lampade × 1 volta = € 161,25

KW spesi:

12W × 15 lampade × 35 000 volta = 6 300 kW·h

Costo dell'energia elettrica:

Costo di 1 kW·h = € 0,25

€ 0,25 × 6 300 kW·h = € 1575

TOTALE: € 1575 + € 161,25 = € 1736,25



8 895 EURO RISPARMIATI



15 lampade a casa
1000 ore
75W
980 Lm

INCANDESCENT LAMP

Costo acquisto:

€ 1,5 - 1 lampada

€ 1,5 × 15 lampada × 35 volte = € 787,5

KW spesi:

75W × 15 lampade × 35 000 ore = 39 375 kW·h

Costo dell'energia elettrica:

Costo di 1 kW·h = € 0.25

€ 0,25 × 39 375 kW·h = € 9 843,75

TOTALE: € 9 843,75 + € 787,5 = € 10 631,25



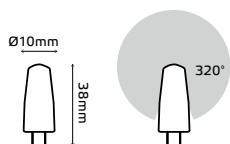


LED LAMPS

10 CAPSULE LAMPS | LAMPADE A CAPSULA

G4 2W | G4 2W

LED EPISTAR

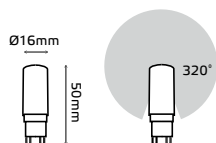


| Codice prodotto | Tipo | Potenza | Equivalenza | Flusso luminoso | Attacco | Colore t* | Tensione di ingresso | Durata (ore) | Dimensioni | Imballo | Garanzia (anni) | CCE |
|-----------------|---------|---------|-------------|-----------------|---------|-----------|----------------------|------------------|------------|----------|-------------------|-----|
| Product Code | Type | Wattage | Equivalent | Luminous Flux | Base | CCT | Input Voltage | Lifetime (hours) | Dimensions | Pack | Guarantee (years) | EEL |
| AL207707102 | Capsule | 2W | 20W | 180Lm | G4 | 2700K | AC/DC 12V | 35 000 | 10×38mm | 1/20/200 | 3 | A* |
| AL207707202 | Capsule | 2W | 20W | 190Lm | G4 | 4100K | AC/DC 12V | 35 000 | 10×38mm | 1/20/200 | 3 | A* |

CAPSULE LAMPS | LAMPADE A CAPSULA

G9 3W | G9 3W

LED EPISTAR



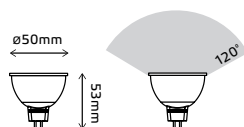
11

| Codice prodotto | Tipo | Potenza | Equivalenza | Flusso luminoso | Attacco | Colore t° | Tensione di ingresso | Durata (ore) | Dimensioni | Imballo | Garanzia (anni) | CCE |
|-----------------|---------|---------|-------------|-----------------|---------|-----------|----------------------|------------------|------------|----------|-------------------|-----|
| Product Code | Type | Wattage | Equivalent | Luminous Flux | Base | CCT | Input Voltage | Lifetime (hours) | Dimensions | Pack | Guarantee (years) | EEL |
| AL207707102 | Capsule | 2W | 20W | 180Lm | G4 | 2700K | AC/DC 12V | 35 000 | 10×38mm | 1/20/200 | 3 | A+ |
| AL207707202 | Capsule | 2W | 20W | 190Lm | G4 | 4100K | AC/DC 12V | 35 000 | 10×38mm | 1/20/200 | 3 | A+ |

12 SPOT LAMPS | FARETTI SPOT

5W FROST | 5W BIANCO

LED EPISTAR

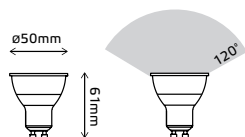


| Codice prodotto | Tipo | Potenza | Equivalenza | Flusso luminoso | Attacco | Colore t° | Tensione di ingresso | Durata (ore) | Dimensioni | Imballo | Garanzia (anni) | CCE |
|-----------------|------|---------|-------------|-----------------|---------|-----------|----------------------|------------------|------------|----------|-------------------|-----|
| Product Code | Type | Wattage | Equivalent | Luminous Flux | Base | CCT | Input Voltage | Lifetime (hours) | Dimensions | Pack | Guarantee (years) | EEL |
| EB201005105 | Spot | 5W | 40W | 450Lm | GU5.3 | 2700K | AC/DC 12V | 35 000 | 50×53mm | 1/10/100 | 3 | A+ |
| EB201005205 | Spot | 5W | 40W | 450Lm | GU5.3 | 4100K | AC/DC 12V | 35 000 | 50×53mm | 1/10/100 | 3 | A+ |

SPOT LAMPS | FARETTI SPOT

5W FROST | 5W BIANCO

LED EPISTAR

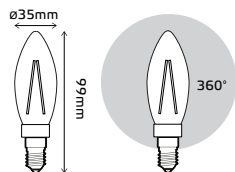


| Codice prodotto | Tipo | Potenza | Equivalenza | Flusso luminoso | Attacco | Colore t° | Tensione di ingresso | Durata (ore) | Dimensioni | Imballo | Garanzia (anni) | CCE |
|-----------------|------|---------|-------------|-----------------|---------|-----------|----------------------|------------------|------------|----------|-------------------|-----|
| Product Code | Type | Wattage | Equivalent | Luminous Flux | Base | CCT | Input Voltage | Lifetime (hours) | Dimensions | Pack | Guarantee (years) | EEL |
| EB101006105 | Spot | 5W | 40W | 450Lm | GU10 | 2700K | 220-240V | 35 000 | 50×61mm | 1/10/100 | 3 | A+ |
| EB101006205 | Spot | 5W | 40W | 450Lm | GU10 | 4100K | 220-240V | 35 000 | 50×61mm | 1/10/100 | 3 | A+ |

14 FILAMENT LAMPS | LAMPADE A FILAMENTO

CANDLES 4W CLEAR | OLIVA 4W A FILAMENTO CHIARA

LED EPISTAR

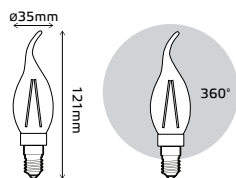


| Codice prodotto | Tipo | Potenza | Equivalenza | Flusso luminoso | Attacco | Colore t° | Tensione di ingresso | Durata (ore) | Dimensioni | Imballo | Garanzia (anni) | CCE |
|-----------------|--------|---------|-------------|-----------------|---------|-----------|----------------------|------------------|------------|----------|-------------------|-----|
| Product Code | Type | Wattage | Equivalent | Luminous Flux | Base | CCT | Input Voltage | Lifetime (hours) | Dimensions | Pack | Guarantee (years) | EEL |
| AL103201104 | Candle | 4W | 35W | 410Lm | E14 | 2700K | 220-240V | 25 000 | 35x99mm | 1/10/100 | 2 | A* |

FILAMENT LAMPS | LAMPADE A FILAMENTO

CANDLES TAILED 4W CLEAR | COLPO DI VENTO 4W A FILAMENTO CHIARO

LED EPISTAR

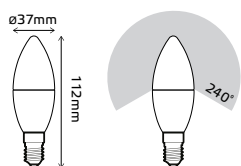


| Codice prodotto | Tipo | Potenza | Equivalenza | Flusso luminoso | Attacco | Colore t° | Tensione di ingresso | Durata (ore) | Dimensioni | Imballo | Garanzia (anni) | CCE |
|-----------------|---------------|---------|-------------|-----------------|---------|-----------|----------------------|------------------|------------|----------|-------------------|-----|
| Product Code | Type | Wattage | Equivalent | Luminous Flux | Base | CCT | Input Voltage | Lifetime (hours) | Dimensions | Pack | Guarantee (years) | EEL |
| AL104201104 | Candle tailed | 4W | 35W | 410Lm | E14 | 2700K | 220-240V | 25 000 | 35x121mm | 1/10/100 | 2 | A* |

16 DECORATIVE LAMPS | LAMPADE DECORATIVE

CANDLES 4W FROST | OLIVA 4W OPALE

LED EPISTAR

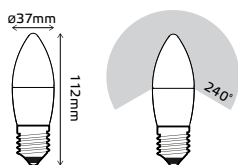


| Codice prodotto | Tipo | Potenza | Equivalenza | Flusso luminoso | Attacco | Colore t° | Tensione di ingresso | Durata (ore) | Dimensioni | Imballo | Garanzia (anni) | CCE |
|-----------------|--------|---------|-------------|-----------------|---------|-----------|----------------------|------------------|------------|----------|-------------------|-----|
| Product Code | Type | Wattage | Equivalent | Luminous Flux | Base | CCT | Input Voltage | Lifetime (hours) | Dimensions | Pack | Guarantee (years) | EEL |
| EB103001104 | Candle | 4W | 25W | 300Lm | E14 | 2700K | 220-240V | 35 000 | 37×112mm | 1/10/100 | 3 | A+ |
| EB103001204 | Candle | 4W | 25W | 300Lm | E14 | 4100K | 220-240V | 35 000 | 37×112mm | 1/10/100 | 3 | A+ |

DECORATIVE LAMPS | LAMPADE DECORATIVE

CANDLES 4W FROST | OLIVA 4W OPALE

LED EPISTAR

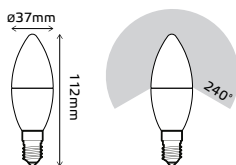


| Codice prodotto | Tipo | Potenza | Equivalenza | Flusso luminoso | Attacco | Colore t° | Tensione di ingresso | Durata (ore) | Dimensioni | Imballo | Garanzia (anni) | CCE |
|-----------------|--------|---------|-------------|-----------------|---------|-----------|----------------------|------------------|------------|----------|-------------------|-----|
| Product Code | Type | Wattage | Equivalent | Luminous Flux | Base | CCT | Input Voltage | Lifetime (hours) | Dimensions | Pack | Guarantee (years) | EEL |
| EB103002104 | Candle | 4W | 25W | 300Lm | E27 | 2700K | 220-240V | 35 000 | 37×112mm | 1/10/100 | 3 | A+ |
| EB103002204 | Candle | 4W | 25W | 300Lm | E27 | 4100K | 220-240V | 35 000 | 37×112mm | 1/10/100 | 3 | A+ |

18 DECORATIVE LAMPS | LAMPADE DECORATIVE

CANDLES 6W FROST | OLIVA 6W OPALE

LED EPISTAR

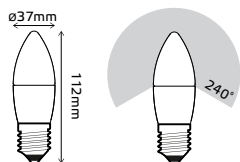


| Codice prodotto | Tipo | Potenza | Equivalenza | Flusso luminoso | Attacco | Colore t° | Tensione di ingresso | Durata (ore) | Dimensioni | Imballo | Garanzia (anni) | CCE |
|-----------------|--------|---------|-------------|-----------------|---------|-----------|----------------------|------------------|------------|----------|-------------------|-----|
| Product Code | Type | Wattage | Equivalent | Luminous Flux | Base | CCT | Input Voltage | Lifetime (hours) | Dimensions | Pack | Guarantee (years) | EEL |
| EB103001106 | Candle | 6W | 40W | 470Lm | E14 | 2700K | 220-240V | 35 000 | 37×112mm | 1/10/100 | 3 | A+ |
| EB103001206 | Candle | 6W | 40W | 470Lm | E14 | 4100K | 220-240V | 35 000 | 37×112mm | 1/10/100 | 3 | A+ |

DECORATIVE LAMPS | LAMPADE DECORATIVE

CANDLES 6W FROST | OLIVA 4W OPALE

LED EPISTAR

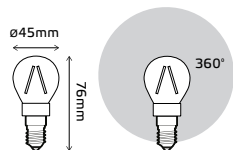


| Codice prodotto | Tipo | Potenza | Equivalenza | Flusso luminoso | Attacco | Colore t° | Tensione di ingresso | Durata (ore) | Dimensioni | Imballo | Garanzia (anni) | CCE |
|-----------------|--------|---------|-------------|-----------------|---------|-----------|----------------------|------------------|------------|----------|-------------------|-----|
| Product Code | Type | Wattage | Equivalent | Luminous Flux | Base | CCT | Input Voltage | Lifetime (hours) | Dimensions | Pack | Guarantee (years) | EEL |
| EB103002106 | Candle | 6W | 40W | 470Lm | E27 | 2700K | 220-240V | 35 000 | 37×112mm | 1/10/100 | 3 | A+ |
| EB103002206 | Candle | 6W | 40W | 470Lm | E27 | 4100K | 220-240V | 35 000 | 37×112mm | 1/10/100 | 3 | A+ |

20 FILAMENT LAMPS | LAMPADE A FILAMENTO

GLOBES 4W CLEAR | GLOBO 4W A FILAMENTO CHIARO

LED EPISTAR

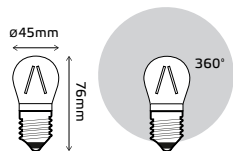


| Codice prodotto | Tipo | Potenza | Equivalenza | Flusso luminoso | Attacco | Colore t° | Tensione di ingresso | Durata (ore) | Dimensioni | Imballo | Garanzia (anni) | CCE |
|-----------------|-------|---------|-------------|-----------------|---------|-----------|----------------------|------------------|------------|----------|-------------------|-----|
| Product Code | Type | Wattage | Equivalent | Luminous Flux | Base | CCT | Input Voltage | Lifetime (hours) | Dimensions | Pack | Guarantee (years) | EEL |
| AL105201104 | Globe | 4W | 35W | 410Lm | E14 | 2700K | 220-240V | 25 000 | 45x76mm | 1/10/100 | 2 | A+ |

FILAMENT LAMPS | LAMPADE A FILAMENTO

GLOBES 4W CLEAR | GLOBO 4W A FILAMENTO CHIARO

LED EPISTAR

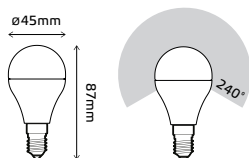


| Codice prodotto | Tipo | Potenza | Equivalenza | Flusso luminoso | Attacco | Colore t° | Tensione di ingresso | Durata (ore) | Dimensioni | Imballo | Garanzia (anni) | CCE |
|-----------------|-------|---------|-------------|-----------------|---------|-----------|----------------------|------------------|------------|----------|-------------------|-----|
| Product Code | Type | Wattage | Equivalent | Luminous Flux | Base | CCT | Input Voltage | Lifetime (hours) | Dimensions | Pack | Guarantee (years) | EEL |
| AL105202104 | Globe | 4W | 35W | 410Lm | E27 | 2700K | 220-240V | 25 000 | 45x76mm | 1/10/100 | 2 | A+ |

22 DECORATIVE LAMPS | LAMPADE DECORATIVE

GLOBES 4W FROST | GLOBO 4W OPALE

LED EPISTAR

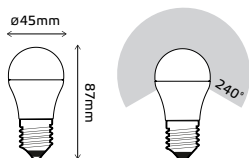


| Codice prodotto | Tipo | Potenza | Equivalenza | Flusso luminoso | Attacco | Colore t° | Tensione di ingresso | Durata (ore) | Dimensioni | Imballo | Garanzia (anni) | CCE |
|-----------------|-------|---------|-------------|-----------------|---------|-----------|----------------------|------------------|------------|----------|-------------------|-----|
| Product Code | Type | Wattage | Equivalent | Luminous Flux | Base | CCT | Input Voltage | Lifetime (hours) | Dimensions | Pack | Guarantee (years) | EEL |
| EB105001104 | Globe | 4W | 25W | 300Lm | E14 | 2700K | 220-240V | 35 000 | 45x87mm | 1/10/100 | 3 | A+ |
| EB105001204 | Globe | 4W | 25W | 300Lm | E14 | 4100K | 220-240V | 35 000 | 45x87mm | 1/10/100 | 3 | A+ |

DECORATIVE LAMPS | LAMPADE DECORATIVE

GLOBES 4W FROST | GLOBO 4W OPALE

LED EPISTAR

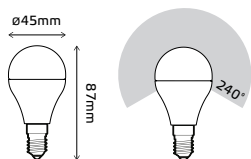


| Codice prodotto | Tipo | Potenza | Equivalenza | Flusso luminoso | Attacco | Colore t° | Tensione di ingresso | Durata (ore) | Dimensioni | Imballo | Garanzia (anni) | CCE |
|-----------------|-------|---------|-------------|-----------------|---------|-----------|----------------------|------------------|------------|----------|-------------------|-----|
| Product Code | Type | Wattage | Equivalent | Luminous Flux | Base | CCT | Input Voltage | Lifetime (hours) | Dimensions | Pack | Guarantee (years) | EEL |
| EB105002104 | Globe | 4W | 25W | 300Lm | E27 | 2700K | 220-240V | 35 000 | 45x87mm | 1/10/100 | 3 | A+ |
| EB105002204 | Globe | 4W | 25W | 300Lm | E27 | 4100K | 220-240V | 35 000 | 45x87mm | 1/10/100 | 3 | A+ |

24 DECORATIVE LAMPS | LAMPADE DECORATIVE

GLOBES 6W FROST | GLOBO 6W OPALE

LED EPISTAR

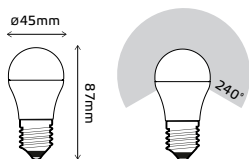


| Codice prodotto | Tipo | Potenza | Equivalenza | Flusso luminoso | Attacco | Colore t° | Tensione di ingresso | Durata (ore) | Dimensioni | Imballo | Garanzia (anni) | CCE |
|-----------------|-------|---------|-------------|-----------------|---------|-----------|----------------------|------------------|------------|----------|-------------------|-----|
| Product Code | Type | Wattage | Equivalent | Luminous Flux | Base | CCT | Input Voltage | Lifetime (hours) | Dimensions | Pack | Guarantee (years) | EEL |
| EB105001106 | Globe | 6W | 40W | 470Lm | E14 | 2700K | 220-240V | 35 000 | 45x87mm | 1/10/100 | 3 | A* |
| EB105001206 | Globe | 6W | 40W | 470Lm | E14 | 4100K | 220-240V | 35 000 | 45x87mm | 1/10/100 | 3 | A* |

DECORATIVE LAMPS | LAMPADE DECORATIVE

GLOBES 6W FROST | GLOBO 6W OPALE

LED EPISTAR



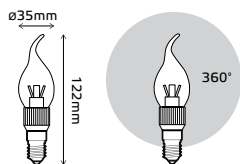
25

| Codice prodotto | Tipo | Potenza | Equivalenza | Flusso luminoso | Attacco | Colore t° | Tensione di ingresso | Durata (ore) | Dimensioni | Imballo | Garanzia (anni) | CCE |
|-----------------|-------|---------|-------------|-----------------|---------|-----------|----------------------|------------------|------------|----------|-------------------|-----|
| Product Code | Type | Wattage | Equivalent | Luminous Flux | Base | CCT | Input Voltage | Lifetime (hours) | Dimensions | Pack | Guarantee (years) | EEL |
| EB105002106 | Globe | 6W | 40W | 470Lm | E27 | 2700K | 220-240V | 35 000 | 45x87mm | 1/10/100 | 3 | A+ |
| EB105002206 | Globe | 6W | 40W | 470Lm | E27 | 4100K | 220-240V | 35 000 | 45x87mm | 1/10/100 | 3 | A+ |

26 DIMMABLE LAMPS | LAMPADE DIMMERABILI

CANDLES TAILED 5W CLEAR | COLPO DI VENTO 5W CHIARO

LED EPISTAR

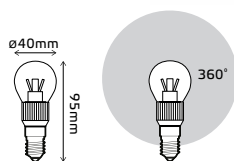


| Codice prodotto | Tipo | Potenza | Equivalenza | Flusso luminoso | Attacco | Colore t° | Tensione di ingresso | Durata (ore) | Dimensioni | Imballo | Garanzia (anni) | CCE |
|-----------------|--------|---------|-------------|-----------------|---------|-----------|----------------------|------------------|------------|----------|-------------------|-----|
| Product Code | Type | Wattage | Equivalent | Luminous Flux | Base | CCT | Input Voltage | Lifetime (hours) | Dimensions | Pack | Guarantee (years) | EEL |
| HA104201105-D | Candle | 5W | 40W | 470Lm | E14 | 2700K | 220-240V | 35 000 | 35x122mm | 1/10/100 | 3 | A* |
| HA104201205-D | Candle | 5W | 40W | 470Lm | E14 | 4100K | 220-240V | 35 000 | 35x122mm | 1/10/100 | 3 | A* |

DIMMABLE LAMPS | LAMPADE DIMMERABILI

GLOBES 5W CLEAR | GLOBO 5W CHIARO

LED EPISTAR

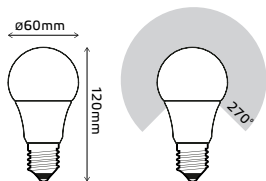


| Codice prodotto | Tipo | Potenza | Equivalenza | Flusso luminoso | Attacco | Colore t° | Tensione di ingresso | Durata (ore) | Dimensioni | Imballo | Garanzia (anni) | CCE |
|-----------------|-------|---------|-------------|-----------------|---------|-----------|----------------------|------------------|------------|----------|-------------------|-----|
| Product Code | Type | Wattage | Equivalent | Luminous Flux | Base | CCT | Input Voltage | Lifetime (hours) | Dimensions | Pack | Guarantee (years) | EEL |
| HA105201105-D | Globe | 5W | 40W | 470Lm | E14 | 2700K | 220-240V | 35 000 | 40x95mm | 1/10/100 | 3 | A* |
| HA105201205-D | Globe | 5W | 40W | 470Lm | E14 | 4100K | 220-240V | 35 000 | 40x95mm | 1/10/100 | 3 | A* |

28 GLS LAMPS | GOCCIE

6W FROST | 6W OPALE

LED EPISTAR

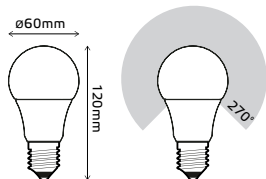


| Codice prodotto | Tipo | Potenza | Equivalenza | Flusso luminoso | Attacco | Colore t° | Tensione di ingresso | Durata (ore) | Dimensioni | Imballo | Garanzia (anni) | CCE |
|-----------------|------|---------|-------------|-----------------|---------|-----------|----------------------|------------------|------------|----------|-------------------|-----|
| Product Code | Type | Wattage | Equivalent | Luminous Flux* | Base | CCT | Input Voltage | Lifetime (hours) | Dimensions | Pack | Guarantee (years) | EEL |
| EB102002106 | GLS | 6W | 40W | 500Lm | E27 | 2700K | 220-240V | 35 000 | 60×120mm | 1/10/100 | 3 | A+ |
| EB102002206 | GLS | 6W | 40W | 500Lm | E27 | 4100K | 220-240V | 35 000 | 60×120mm | 1/10/100 | 3 | A+ |

GLS LAMPS | GOCCIE

10W FROST | 10W OPALE

LED EPISTAR

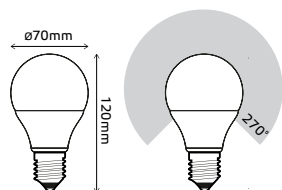


| Codice prodotto | Tipo | Potenza | Equivalenza | Flusso luminoso | Attacco | Colore t° | Tensione di ingresso | Durata (ore) | Dimensioni | Imballo | Garanzia (anni) | CCE |
|-----------------|------|---------|-------------|-----------------|---------|-----------|----------------------|------------------|------------|----------|-------------------|-----|
| Product Code | Type | Wattage | Equivalent | Luminous Flux | Base | CCT | Input Voltage | Lifetime (hours) | Dimensions | Pack | Guarantee (years) | EEL |
| EB102002110 | GLS | 10W | 60W | 810Lm | E27 | 2700K | 220-240V | 35 000 | 60x120mm | 1/10/100 | 3 | A* |
| EB102002210 | GLS | 10W | 60W | 810Lm | E27 | 4100K | 220-240V | 35 000 | 60x120mm | 1/10/100 | 3 | A* |

30 GLS LAMPS | GOCCIE

12W FROST | 12W OPALE

LED EPISTAR

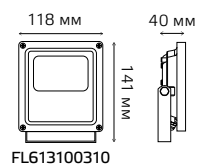


| Codice prodotto | Tipo | Potenza | Equivalenza | Flusso luminoso | Attacco | Colore t° | Tensione di ingresso | Durata (ore) | Dimensioni | Imballo | Garanzia (anni) | CCE |
|-----------------|------|---------|-------------|-----------------|---------|-----------|----------------------|------------------|------------|----------|-------------------|-----|
| Product Code | Type | Wattage | Equivalent | Luminous Flux | Base | CCT | Input Voltage | Lifetime (hours) | Dimensions | Pack | Guarantee (years) | EEL |
| EB102002112 | GLS | 12W | 75W | 1000Lm | E27 | 2700K | 220-240V | 35 000 | 70×120mm | 1/10/100 | 3 | A+ |
| EB102002212 | GLS | 12W | 75W | 1000Lm | E27 | 4100K | 220-240V | 35 000 | 70×120mm | 1/10/100 | 3 | A+ |

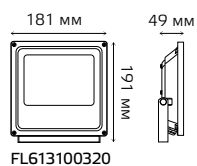
FLOODLIGHTS | PROIETTORI

10W, 20W, 30W, 50W

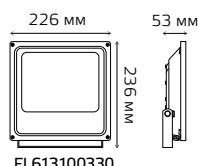
LED EPISTAR



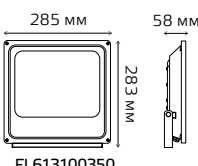
FL613100310



FL613100320



FL613100330



FL613100350



31

| Codice prodotto | Potenza | IRC | Flusso luminoso | Colore t° | Tensione di ingresso | Durata (ore) | Grado di protezione | Dimensioni | Imballo | Garanzia (anni) | CCE |
|-----------------|---------|---------------|-----------------|-----------|----------------------|------------------|---------------------|--------------|---------|-------------------|-----|
| Product Code | Wattage | CRI | Luminous Flux | CCT | Input Voltage | Lifetime (hours) | Ingress Protection | Dimensions | Pack | Guarantee (years) | EEL |
| FL613100310 | 10W | $R_a \geq 80$ | 670Lm | 6500K | 220-240V | 35 000 | IP65 | 141×118×40mm | 1/24 | 3 | A |
| FL613100320 | 20W | $R_a \geq 80$ | 1500Lm | 6500K | 220-240V | 35 000 | IP65 | 191×182×49mm | 1/16 | 3 | A |
| FL613100330 | 30W | $R_a \geq 80$ | 2190Lm | 6500K | 220-240V | 35 000 | IP65 | 236×226×53mm | 1/10 | 3 | A |
| FL613100350 | 50W | $R_a \geq 80$ | 3800Lm | 6500K | 220-240V | 35 000 | IP65 | 285×284×58mm | 1/6 | 3 | A |



gauss 6W

gauss 6W

gauss 6W

gauss 6W

gauss 5W

gauss

gauss

gauss

gauss

gauss



Catalogues | Cataloghi



Information and advertising posters with a self adhesive base



I poster informativi e pubblicitari con base autoadesiva



Metal perforated display
L500×B350×H1970 mm

Espositore perforato in metallo
L500×B350×H1970 mm

VARTON | Manufacturing

Varton is a certified manufacturer that provides support in standard and customized projects all over the world.

OEM | original equipment manufacturer

ODM | original design manufacturer

1 Metalworking production

- 10 000 frames per day
- 3 automatic metal bending lines
- 2000 different frame models
- Automatic production planning system

2 Automatic continuous coating line

- 4 meters/minute speed
- Gema coating booth and automatic paint spraying pistols
- Coating materials: Jotun, AkzoNobel, Henkel
- Varton is ODM partner for Armstrong World Industries

3 Plastic injection molding

- 6000 workpieces per day
- 3 molding machines of different powers
- 20-1000g part weight range, 1,2m max part length
- Robot machines used to increase capacity

4 Aluminum processing

- 500 workpieces per day
- All equipment is software controlled
- High tooling precision and repeatable accuracy
- Different types of aluminum profiles

5 Assembly workshop

- Automatic product tracking and control system
- Individual labeling on each item
- Obligatory quality control on each product lot

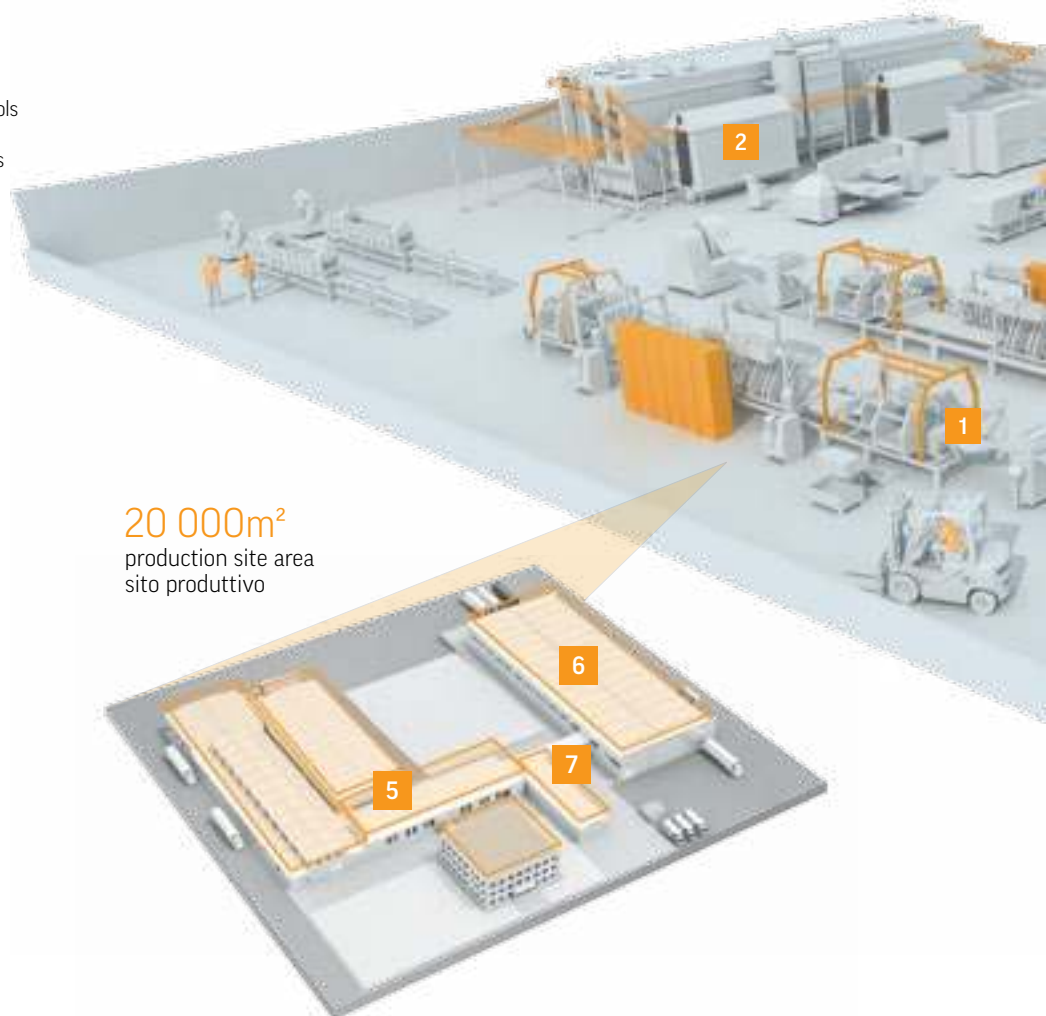
6 Warehouse

- 5000m² of storage space
- Automatic Warehouse Management System (WMS)

7 Laboratory

- Modern and precise equipment
- Tests: lighting characteristics, CCT, IP, EMC, lifetime, light distribution curves, etc.

Full production cycle of professional lighting at single factory: metalworking production, plastic injection molding, aluminum processing, automatic metal coating, assembly, warehouse, logistics

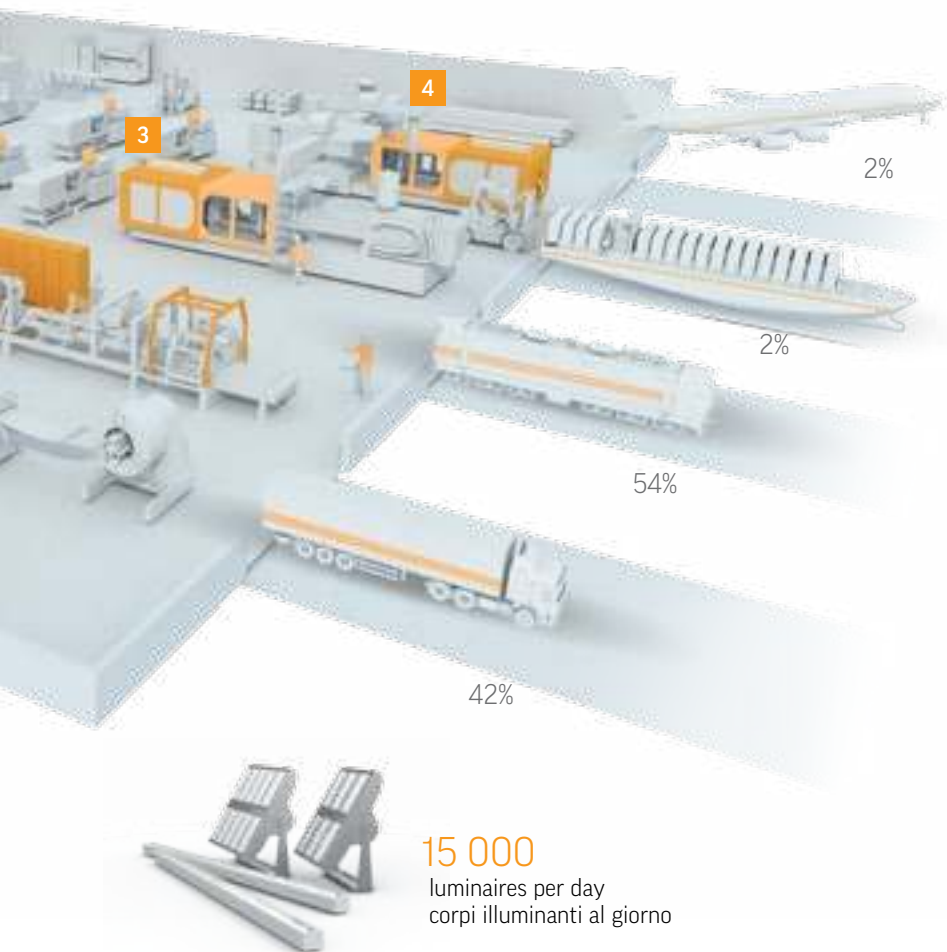


Varton è un produttore certificato che realizza i progetti standard e personalizzati in tutto il mondo.

OEM | produttore di apparecchiature originali

ODM | produttore di design originale

Lo stabilimento a ciclo completo di produzione: lavorazione della lamiera, stampaggio plastica ad iniezione, lavorazione di alluminio, verniciatura automatica, assemblaggio, stoccaggio, logistica



1 Produzione di corpi di metallo

- 10 000 corpi al giorno
- 3 linee automatizzate di piegatura della lamiera
- 2000 modelli dei corpi diversi
- Sistema di preparazione della produzione automatica

2 Linea automatica di verniciatura in continuo

- Velocità: 4 m/min.
- Cabina di verniciatura Gema e pistole di verniciatura automatiche
- Vernici: Jotun, AkzoNobel, Henkel
- Varton è ODM partner di Armstrong World Industries

3 Stampaggio plastica ad iniezione

- 6000 pezzi al giorno
- 3 macchine di stampaggio plastica di diverse potenze
- Pezzi da 20 a 1000 grammi e fino a 1,2 metri.
- I robot che aumentano le capacità produttive

4 Lavorazione di alluminio

- 500 pezzi al giorno
- Le attrezzature a controllo computerizzato
- Elevata ripetibilità dei prodotti e precisa lavorazione meccanica
- Diversi tipi di profili in alluminio

5 Reparto di montaggio

- Tracciabilità automatica del prodotto e il sistema di controllo
- Etichetta individuale su ogni pezzo
- Controllo di qualità obbligatorio di ogni partita

6 Magazzino

- 5000mq di spazio di stoccaggio
- Sistema di Gestione del Magazzino WMS

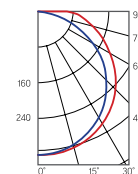
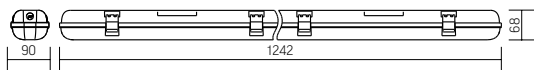
7 Laboratorio

- Dispositivi moderni e precisi
- Test delle caratteristiche illuminotecniche: CCT, IP, EMC, durata, curve fotometriche, etc.

36 INDUSTRIAL LIGHTING | ILLUMINAZIONE INDUSTRIALE

LED LUMINAIRE STRONG IP65 36W, 54W | LED STAGNA STRONG IP65 36W, 54W

- Impact-resistant non-flammable ABS-plastic
- UV-stabilized PC diffuser
- Materiale del corpo: ABS antiurto autoestinguente
- Materiale del diffusore: policarbonato stabilizzato ai raggi UV



| Codice prodotto | Potenza | Equivalenza | Flusso luminoso | Colore t° | Tensione di ingresso | Durata (ore) | Grado di protezione | Dimensioni | Imballo | Garanzia (anni) |
|-----------------|---------|-------------|-----------------|-----------|----------------------|------------------|---------------------|--------------|---------|-------------------|
| Product Code | Wattage | Equivalent | Luminous Flux | CCT | Input Voltage | Lifetime (hours) | Ingress Protection | Dimensions | Pack | Guarantee (years) |
| VI1302D036 | 36W | 2×36 | 4200Lm | 4000K | 220-240V | 50 000 | IP65 | 1242×90×68mm | 1 | 3 |
| VI1402D054 | 54W | 2×58 | 6300Lm | 4000K | 220-240V | 50 000 | IP65 | 1242×90×68mm | 1 | 3 |

Varton Lighting Srl
P.le Biancamano 8 - 20121 Milano (MI)
vartonlighting@gmail.com
tel. +39 011 583 5315
www.varton.eu